



(formally G.C. Laundry Equipment)

## When Performance Matters

On-Premise Laundry & Vended Laundry



THE DEXTER DIFFERENCE



***DEXTER***  
***AUTHORISED***  
***DISTRIBUTOR***

1300 309 708

[www.rple.au](http://www.rple.au)

# ABOUT RPLE

## A new journey for Rely Pacific Laundry Equipment.

RP Laundry Equipment is a company based in Queensland. Our core business is the distribution of Dexter Laundry products. We handle all of Australia and the South Pacific region for Dexter USA.

Rely Pacific Laundry Equipment, (formerly GC Laundry Equipment) has been the exclusive Distributor for Dexter in Australia since 2003.

Through our network, RPLE (formerly GCLE) now handles all aspects of importing, sales, installation, service, and warranty for Dexter. Our main objective is to continue to provide our customers with first-class sales and after sales customer service. RPLE goes to great lengths to protect the interests of our clients and assist in the development of their business. Our skilled staff are available for technical assistance.

RPLE will continue the development of the existing business that has seen sales increase across all areas of the South Pacific along with the establishment of a very capable service and support network in all regions.



**Need a new commercial washing machine or dryer, electronic soap dispenser, payment systems etc?  
Contact our helpful team or browse our range of Dryers, Washers, and Combo Washer Dryer units.**



### OUR HISTORY

While Rely Pacific Laundry Equipment's history is just beginning, it continues on the success of GC Laundry Equipment which was formed in 1998 when Phil and Jenny moved their family from Cairns to the Gold Coast. Having a history in electrical appliances and laundry equipment it didn't take long for Phil to recognise the opportunity that existed in South East Queensland. The business initially sold and serviced a variety of brands across all industries.

In 2003 Phil was approached by the then Australian distributor, to take over the Dexter brand. Following the successful negotiation with Dexter in the US, GC Laundry Equipment became the exclusive distributor for Australia and the South Pacific. The business has operated from several locations since 1998, each time increasing its footprint to allow for increased stock and service areas.

From just two people, our company now supports a complete national sales and service network.

Rely Pacific Laundry Equipment continues to carry the torch of success awarded to GC Laundry Equipment which Dexter USA have recognised for their efforts and the growth that continues in their success. GCLE were even awarded The Distributor of the Year in 2010 and 2020. GCLE has also succeeded in attaining several International Distributor of the Year Awards in recognition of our continued growth and performance. **RPLE is proud to stand on the shoulders of the success the GCLE has created.**



(formally G.C. Laundry Equipment)



# THE DEXTER ADVANTAGE

**Dexter Laundry has been helping people and companies process laundry faster and more efficiently since 1894.**

Over the past 129 years, our journey has seen wooden hand-powered wringer washers give way to high-performance, large capacity machines capable of processing large loads of laundry in under an hour.

1894



**Dexter equipment has always been exclusively produced in the heart of America. Our journey began in Dexter, Iowa, with the production of hand-powered washers constructed with wooden slats and held together with metal bands.**

Demand for Dexter products grew quickly, and in 1912 the company moved to Fairfield Iowa, where it remains today. Throughout the following decades our products evolved many times eventually becoming the commercial laundry equipment of today.

Today all of our products are engineered, manufactured, and tested thoroughly to ensure that they will show up for work in even the harshest laundry environments. Each machine is carefully built and assembled in our state of the art facility by craftsmen with a total of almost 2,000 years of experience. We believe that every Dexter-branded product should be made by us, and we refuse to compromise on the engineering or quality of the materials that we put into every machine.



## WHY DEXTER?

**Some of the many Dexter Advantages:**

- ★ 129-year-old Employee Owned Company,
- ★ Industrial Leading Warranties
- ★ 1000 Hour Out-of-Balance Test
- ★ Life Time Technical Support
- ★ Guaranteed 40% Buy Back up to 7 Years old\*
- ★ Dexter Live & Dexter Pay

\*Conditions apply



PROVEN POWER, PROVEN CONTROL, PROVEN FREEDOM

# DexterLive

In 2014 DexterLive revolutionised the laundry industry by giving owners the power to manage their stores anytime, anywhere, from any device. The DexterLive cloud-based management software seamlessly connects Dexter machines to the cloud to provide unprecedented analytics and control. Since its launch it has continued to evolve, making those original machines even smarter than the day they were purchased. Laundry owners around the world trust DexterLive to help them grow and manage their business. They've seen the powerful benefit of having up-to-date analytics to help make the best decisions. They've experienced the control of DexterLive with remote customer service and easy programming. Most importantly, they've found freedom to spend time doing the things they love because they know their store is being watched over by a system that they can rely on day in and day out.



## DexterPay

DexterLive also makes payment easy with DexterPay, a secure payment app that lets your customers pay how they'd like. The DexterPay app is fully integrated with the DexterLive network making it FREE to set up. Plus, there's no annual fee - you only pay when customers use the app. With DexterPay, you can give customers the convenience of mobile pay while also maximising revenue. The app makes it simple for users to add PLUS cycles and will notify them when their cycle is finished, increasing turnover for you. It also provides an unprecedented view into your customers' habits to improve your marketing efforts.

**DEXTERPAY**  
LAUNDRY MADE EASY

# BACKWARDS COMPATIBLE & ON THE CLOUD SINCE 2014



## **DEXTERPAY MOBILE PAYMENT**

Give your customers the freedom to pay how they want with the DexterPay mobile app. It's fully integrated with DexterLive so there's no annual fee and no need for third-party systems.



## **NO ANNUAL FEES**

Once you set up your DexterLive network you're ready to go. There are no regular fees or hidden charges.



## **REAL-TIME REPORTING**

Real-time reporting gives you an in-depth look at your business both in the moment and over time with reports for business performance, cycle selections, machine usage and more.



## **FREE UPGRADES**

Upgrades for free new features can be automatically added to your machines. Keeping you on the cutting edge long after your initial purchase.



## **EASY TO PROGRAM**

Dexter's groundbreaking technology allows you to program your machines fast and easy, without the need for proprietary software. Just make your changes and sync your machines.



## **MAXIMISE REVENUE**

Merchandise your store properly with a unique combination of PLUS cycles and promotional pricing options. Make it even easier for customers with the DexterPay app.



## **REMOTE ACCESS**

DexterLive offers the ability to remotely vend a machine, reset a control, or take a machine out of service. This enables you to react quickly, without having to go to your store.



## **EMAIL ALERTS**

DexterLive email alerts allow you to stay up-to-date with what's happening at your laundry at all times. From revenue summaries to error code alerts, you're in control.



## **BACKWARDS COMPATIBLE**

You don't need to buy a new store to unleash the power of DexterLive and DexterPay. DexterLive can easily be installed on equipment 10+ years old.



# ON PREMISE PRODUCT DETAILS

We know that there's more to your business than laundry. That's why we're committed to helping you achieve long term success by providing a full line of on-premise laundry solutions you can depend on. Our products will provide you the flexibility, performance, and durability you need to process your laundry fast and efficiently. All of our products are engineered, manufactured, and tested to ensure that they show up for work in even the harshest laundry environments. With lifetime technical support and industry leading warranties, you can be confident that we stand behind every machine.

## WASHER PRODUCT DETAILS

### DURABLE

With heavy-duty bearings in a cast iron bearing housing, a welded steel spider and shaft, and a rugged frame design that has been proven over two decades, Dexter washers are built to last.

Every model is designed to withstand our extreme 1,000 hour out-of-balance test. The polished chrome doors and 304 stainless steel tub, cylinder, top, front, and side panels keep washers looking great year after year.

### RELIABLE

Our industry-leading 10-year warranty covers the frame, tub, cylinder, shaft, seals, bearings, and bearing housing. A 3-year parts warranty covers the rest.

We stand behind every machine you invest in with lifetime technical support.

### EFFICIENT

Perforated cylinders and raised baffles create superior wash action, while the efficient washer design saves water on every cycle. The automatic chemical injection feature allows for the perfect combination of chemicals and helps protect your staff from harmful substances.

An option of 100 g-force or powerful Express 200 g-force extraction helps remove water and reduce dry time.

### INSTALLATION

Adjustable final extract speeds and other customizable options allow Dexter washers to fit most installations.

Most Dexter washers fit through a standard 36" doorway. Most Dexter washers can be installed with either single or three phase power.

### FLEXIBLE

O-Series controls give you the precision you need to get your laundry done right while still being simple to use. Easy programming is available with DexterLive.com.

The 6-cycle control is a simple control with six preset cycles that are programmable to fit your laundry needs. Our electronic pressure sensor offers a range of water level options to increase efficiency and help save on water expenses.

### OPTIONS

O-Series controls are available with 200 g-force extract speed. 6-Cycle controls are available in 100 and 200 g-force extraction. Some O-Series models are also available with electric heat and steam heat options.

## DRYER PRODUCT DETAILS

### DURABLE

With heavy-duty bearings in cast iron bearing housings and fully welded and painted cabinets, Dexter dryers are built to last.

Using proven washer-style technology, welded steel spider assemblies support the tumbler from the rear and eliminate the need for front support rollers.

Formed in tumbler baffles are strong and stable while providing great tumbling action.

### RELIABLE

Our industry leading 5-year warranty covers the trunnion, bearings, and bearing housing.

A 3-year parts warranty covers the rest.

O-Series dryers offer the Dexter Fire Response System. If an unexpected rise in temperatures occurs the machine will take action to help protect your facility.

### EFFICIENT

O-Series dryers offer Moisture Detection with wireless sensing technology which reduces dry time; saving energy and prolonging the life of your linens.

Perforated tumblers and balanced radial airflow provide maximum efficiency.

The anti-wrinkle feature offers an intermittent tumble to keep laundry wrinkle free.

### INSTALLATION

Vertical exhaust and venting come standard on every dryer for easy installation.

The exhaust cleanouts are easy to reach and allow for regular maintenance.

The hinged lower service door on single dryers makes cleaning the lint screen quick and easy.

### FLEXIBLE

O-Series controls give you the precision you need to get your laundry done right while still being simple to use. Easy programming is available with DexterLive.com.

The 6-cycle control is a simple control with five preset cycles and one temporary cycle to fit your laundry needs.

The reversible door option on all on-premise single dryers allows for a more ergonomic set up when needed.

### OPTIONS

Stainless or galvanized tumblers and white or stainless steel panels are available on most models.

Available with 6-cycle or O-Series controls.

Choose between gas models or electric models. Propane kits also available.

Options for reversing models and Fire Response are available.

# COMMERCIAL WASHERS

RELIABLE | HIGH PERFORMANCE | ENERGY EFFICIENT

<b>T-300</b>  <b>DRY CAPACITY</b> <div>9.1 kg / 20 lb</div> 111.4cm(h) x 66cm(w) x 63.5cm(d)	<b>T-400</b>  <b>DRY CAPACITY</b> <div>13.6 kg / 30 lb</div> 122.6cm(h) x 75.9cm(w) x 69.5cm(d)	<b>T-600</b>  <b>DRY CAPACITY</b> <div>18.1 kg / 40 lb</div> 126.4cm(h) x 75.9cm(w) x 91.4cm(d)	<b>T-900</b>  <b>DRY CAPACITY</b> <div>27.2 kg / 60 lb</div> 140.7cm(h) x 75.9cm(w) x 91.4cm(d)	<b>T-1200</b>  <b>DRY CAPACITY</b> <div>36.3 kg / 80 lb</div> 147.3cm(h) x 87.4cm(w) x 115.3cm(d)
---	--	--	--	--

# COMMERCIAL EXPRESS WASHERS

HIGH SPEED | REMOVES MORE WATER & REDUCES DRYING TIME | ENERGY EFFICIENT

<b>T-350 Express</b>  <b>DRY CAPACITY</b> <div>9.1 kg / 20 lb</div> 111.4cm(h) x 66cm(w) x 71.1cm(d)	<b>T-450 Express</b>  <b>DRY CAPACITY</b> <div>13.6 kg / 30 lb</div> 122.6cm(h) x 75.9cm(w) x 72.4cm(d)	<b>T-650 Express</b>  <b>DRY CAPACITY</b> <div>18.1 kg / 40 lb</div> 134.6cm(h) x 75.9cm(w) x 96.8cm(d)	<b>T-750 Express</b>  <b>DRY CAPACITY</b> <div>22.7 kg / 50 lb</div> 137.2cm(h) x 87.4cm(w) x 83.2cm(d)	<b>T-950 Express</b>  <b>DRY CAPACITY</b> <div>27.2 kg / 60 lb</div> 140.7cm(h) x 87.4cm(w) x 98.4cm(d)	<b>T-1450 Express</b>  <b>DRY CAPACITY</b> <div>40.8 kg / 90 lb</div> 158.5cm(h) x 105.4cm(w) x 107.3cm(d)
---	--	--	--	--	---

# COMMERCIAL DRYERS

HEAVY DUTY CONSTRUCTION | SUPERIOR DRYING PERFORMANCE | BALANCED AIRFLOW | ENERGY EFFICIENT

<b>T-30 Single Pocket</b>  <b>DRY CAPACITY</b> <div>13.6 kg / 30 lb</div> 184.3cm(h) x 80cm(w) x 107cm(d)	<b>T-50 Single Pocket</b>  <b>DRY CAPACITY</b> <div>22.7 kg / 50 lb</div> 184.3cm(h) x 87.6cm(w) x 121.9cm(d)	<b>T-80 Single Pocket</b>  <b>DRY CAPACITY</b> <div>36.3 kg / 80 lb</div> 193cm(h) x 97.5cm(w) x 131cm(d)	<b>T-30x2 Stack</b>  <b>DRY CAPACITY</b> 2x <div>13.6 kg / 30 lb</div> 193.7cm(h) x 80cm(w) x 127cm(d)	<b>T-50x2 Stack</b>  <b>DRY CAPACITY</b> 2x <div>22.7 kg / 50 lb</div> 202.3cm(h) x 87.7cm(w) x 142.2cm(d)
--	--	--	---	---

## STACK WASHER DRYER EXPRESS



### WASHER

**DRY CAPACITY**  

13.6 kg / 30 lb

### DRYER

**DRY CAPACITY**  

13.6 kg / 30 lb

200cm(h) x 80cm(w) x 103.5cm(d)

## STACK WASHER/DRYER EXPRESS





# VENDED PRODUCT DETAILS

From new investors to family businesses that have been passed down for generations, the Dexter family spans the globe and is filled with amazing people who are building better lives for themselves and their communities. Clean laundry is a universal need no matter where you go. That's what makes the laundry business such a great investment opportunity. Plus, with no inventory, no receivables and minimal employee needs, you can have a successful business without these hassles. Taking advantage of the DexterLive network will take these benefits even further, giving you the power to run your business anytime, anywhere, from any device.

## WASHER PRODUCT DETAILS

### INCREASE PROFITS

#### MAXIMISE REVENUE

Our upgraded controls are simple to program with a variety of PLUS cycles and promotions. With a dry-to-dry time of one hour, the Dexter Express line gets your customers in and out quickly.

#### HAPPY CUSTOMERS

Dexter washers feature a polished chrome door and AISI 304 stainless steel tub, cylinder, top, front and side panels which keep your washers looking like new year after year.

#### REDUCE UTILITIES

All washers have an adjustable electronic pressure sensor, which can reduce your water usage significantly and rugged inverter drives which lower electrical costs. Our Express line of 200 g-force machines spin faster to reduce dry times.

### BETTER INGREDIENTS & BETTER DESIGN

#### BETTER INGREDIENTS

Here at Dexter we select only the best materials, choosing quality over cost. This includes our heavy-duty Japanese bearings in a cast iron bearing housing, protected by dual Forsheda seals.

#### RUGGED DESIGN

Our heavy-duty frame design has been proven for over two decades. Every new washer model is designed to withstand our 1,000 hour test, running at maximum extract with an extreme out-of-balance load.

#### FLEXIBLE INSTALLATION

Dexter washers can be installed on single or three-phase power. They also offer variable extract speeds as well as slow drain and slow fill options to accommodate a variety of installations. Most washers fit through a standard 36" doorway.

### PEACE OF MIND

#### PROTECT YOUR INVESTMENT

Every Dexter washer comes with an emergency stop button. This feature enables your customers to add or remove items when needed without damaging your machine.

#### EASY ON YOUR CUSTOMERS

Our larger capacity washers include an easy access front soap dispenser. The simple controls are user friendly and easy to understand with multiple language options and detailed customer prompts.

#### WARRANTY PROTECTION

Every washer is backed by our industry-leading 10-year warranty on the frame, tub, cylinder, shaft, seals, bearings, and bearing housing. Everything else is covered by a 3-year parts warranty.

## DRYER PRODUCT DETAILS

### INCREASE PROFITS

#### MAXIMISE SPACE

Dexter stack dryers give you the power of two dryers in a single space, doubling your revenue potential. Vertical exhaust and venting come standard on every dryer, making it even easier to upgrade to stack dryers.

#### FAST DRY TIMES

Our line of Express dryers offers the right combination of air flow and BTUs that, when combined with our 200 g-force washers, offer fast dry times for more customer turnover.

#### REDUCE UTILITIES

Energy efficient motors reduce electrical usage to save hundreds of dollars over the life of the dryer. The reduced motor amperage also allows for lower installation costs.

### BETTER INGREDIENTS & BETTER DESIGN

#### BETTER INGREDIENTS

Dexter dryers are designed with heavy-duty bearings in a cast bearing housing, and fully welded and painted cabinets. They are available with chrome doors and stainless steel tumblers to keep dryers looking great for years.

#### RUGGED DESIGN

Perforated tumblers, balanced airflow, and the right amount of air recirculation provide fast dry times and maximum efficiency. This helps to increase customer throughput and save on utility expenses.

#### FLEXIBLE INSTALLATION

Our heavy-duty welded steel spider and bearing assemblies support the tumbler from the rear and eliminate the need for front support rollers, a common wear part.

### PEACE OF MIND

#### PROTECT YOUR INVESTMENT

All dryers are available with screw-resistant tumblers to reduce tumbler damage.

#### EASY ON YOUR CUSTOMERS

With a single location for gas, electrical, and venting connections, Dexter stack dryers are easy to install and maintain.

#### WARRANTY PROTECTION

Every dryer is backed by our industry-leading 5-year warranty on the trunnion, bearings, and bearing housing. Everything else is covered by a 3-year parts warranty.



# INDUSTRIAL WASHERS

RELIABLE | ENERGY EFFICIENT

**T-300**



DRY CAPACITY  
9.1 kg / 20 lb  
6 CYCLE

111.4cm(h) x 66cm(w) x 63.5cm(d)

**T-400**



DRY CAPACITY  
13.6 kg / 30 lb  
6 CYCLE

122.6cm(h) x 75.9cm(w) x

**T-600**



DRY CAPACITY  
18.1 kg / 40 lb  
6 CYCLE

126.4cm(h) x 75.9cm(w) x

**T-900**



DRY CAPACITY  
27.2 kg / 60 lb  
6 CYCLE

140.7cm(h) x 87.4cm(w) x 98.4cm(d)

**T-1200**



DRY CAPACITY  
36.2 kg / 80 lb  
6 CYCLE

147.3cm(h) x 87.4cm(w) x 115.3cm(d)

**T-600**



DRY CAPACITY  
18.1 kg / 40 lb  
30 CYCLE

126.4cm(h) x 75.9cm(w) x

**T-900**



DRY CAPACITY  
27.2 kg / 60 lb  
30 CYCLE

140.7cm(h) x 87.4cm(w) x

# INDUSTRIAL WASHERS

RELIABLE | ENERGY EFFICIENT

**T-350 Express**



DRY CAPACITY  
9.1 kg / 20 lb  
6 CYCLE

111.4cm(h) x 66cm(w) x 71.1cm(d)

**T-450 Express**



DRY CAPACITY  
13.6 kg / 30 lb  
6 CYCLE

122.6cm(h) x 75.9cm(w) x

**T-650 Express**



DRY CAPACITY  
18.1 kg / 40 lb  
6 CYCLE

134.6cm(h) x 75.9cm(w) x

**T-750 Express**



DRY CAPACITY  
22.7 kg / 50 lb  
6 CYCLE

137.2cm(h) x 87.4cm(w) x

**T-950 Express**



DRY CAPACITY  
27.2 kg / 60 lb  
6 CYCLE

140.47cm(h) x 87.4cm(w) x

**T-1450 Express**



DRY CAPACITY  
40.8 kg / 90 lb  
6 CYCLE

158.5cm(h) x 105.4cm(w) x

**T-950 Express**



DRY CAPACITY  
27.2 kg / 60 lb  
30 CYCLE

140.47cm(h) x 87.4cm(w) x

**T-1450 Express**



DRY CAPACITY  
40.8 kg / 90 lb  
30 CYCLE

158.5cm(h) x 105.4cm(w) x

# INDUSTRIAL DRYERS

HEAVY DUTY CONSTRUCTION | SUPERIOR DRYING PERFORMANCE | BALANCED AIRFLOW | ENERGY EFFICIENT

**T-30 Single Pocket**



DRY CAPACITY  
13.6 kg / 30 lb

184.3cm(h) x 80cm(w) x 107cm(d)

**T-50 Single Pocket**



DRY CAPACITY  
22.7 kg / 50 lb

184.3cm(h) x 87cm(w) x 121.9cm(d)

**T-80 Single Pocket**



DRY CAPACITY  
36.3 kg / 80 lb

202.3cm(h) x 87cm(w) x 142.2cm(d)

**T-120 Single Pocket**



DRY CAPACITY  
54.4 kg / 120 lb

214.3cm(h) x 119.1cm(w) x

**T-30x2 Stack**



DRY CAPACITY x2  
13 kg / 30 lb

193.7cm(h) x 80cm(w) x 127cm(d)

**T-50x2 Stack**




DRY CAPACITY x2  
22.7 kg / 25 lb

202.3cm(h) x 87.7cm(w) x

# STACK WASHER/DRYER EXPRESS


**T-350 SWD Express**



**WASHER**  
DRY CAPACITY  
9.1 kg / 20 lb  
**DRYER**  
DRY CAPACITY  
9.1 kg / 20 lb

189.9cm(h) x 68.6cm(w) x 113.7cm(d)


**T-450 SWD Express**



**WASHER**  
DRY CAPACITY  
13.6 kg / 30 lb  
**DRYER**  
DRY CAPACITY  
13.6 kg / 30 lb

200cm(h) x 80cm(w) x 120.2cm(d)

**T-750 SWD Express**



**WASHER**  
DRY CAPACITY  
22.7 kg / 50 lb  
**DRYER**  
DRY CAPACITY  
22.7 kg / 50 lb

221.5cm(h) x 87.6cm(w) x 138.7cm(d)



## FEATURED LAUNDRY - 'Laundry 4655', Hervey Bay





# TESTIMONIALS

## BLUE HIPPO LAUNDRY

*"Having hard working, reliable equipment is crucial to running our family business, Blue Hippo Laundry. Rely Pacific Laundry Equipment has been a great partner over the years and they stand behind their product."*



*Dexter Live has also enabled us to grow with confidence by helping us manage our business remotely.*

*The RPLE team have been there for us if issues arise by providing immediate troubleshooting over the phone, or sending out technicians to get us back up and running quickly".*



## ALL FRESH LAUNDRY

*Big thanks to all the crew at RPLE for their ongoing support with all of our Laundromat needs.*

*From design through to installation and ongoing operation, we would definitely recommend all of their services.*

*- All Fresh Laundry*





**DEXTER**  
AUTHORISED  
DISTRIBUTOR

129 YEARS & STILL GOING STRONG

**Rely  
Pacific**  
LAUNDRY EQUIPMENT

(formally G.C. Laundry Equipment)

1300 309 708

[www.rple.au](http://www.rple.au)